

| | | | |
|--------------|---|---|---|
| | 1 | 2 | 3 |
| Maria Camila | 6 | 1 | 1 |
| Oponente | 2 | 6 | 6 |

OVERALL

INICIO

SEVICIO

■ 1er Saque
 ■ Doble Falta
 ■ Ace

DEVOLUCIÓN

■ 1st E
 ■ 2nd E
 ■ 1st W
 ■ 2nd W

PUNTOS

PERDIDOS

■ D
 ■ OW
 ■ F
 ■ N

GANADOS

■ W
 ■ OF
 ■ ON

PERFORMANCE DERECHA

Baseline

■ P
 ■ W
 ■ A
 ■ M

Approach

■ P
 ■ W
 ■ A
 ■ M

Volea

■ P
 ■ W
 ■ A
 ■ M

PERFORMANCE REVÉS

Baseline

■ P
 ■ W
 ■ A
 ■ M

Approach


■ P
 ■ W
 ■ A
 ■ M

Volea

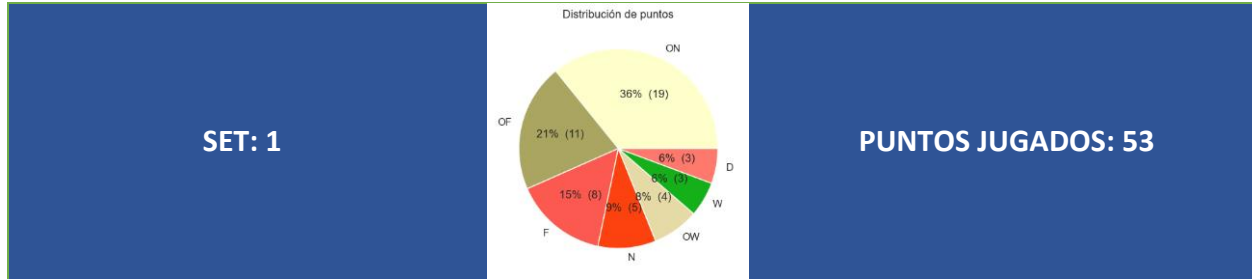
■ P
 ■ W
 ■ A
 ■ M

% POR PARTIDO

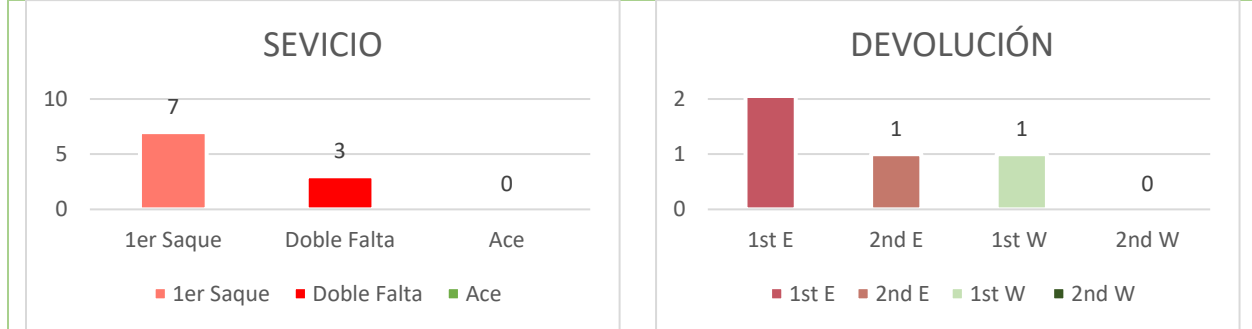
| D-baseline | P | W | A | M | D-approach | P | W | A | M | D-volea | P | W | A | M |
|------------|----|----|----|----|------------|----|----|----|----|---------|----|----|----|----|
| | 5 | 1 | 3 | 5 | | 0 | 4 | 0 | 1 | | 0 | 2 | 0 | 2 |
| | 5% | 1% | 3% | 5% | | 0% | 4% | 0% | 1% | | 0% | 2% | 0% | 2% |
| R-baseline | P | W | A | M | R-approach | P | W | A | M | R-volea | P | W | A | M |
| | 0 | 1 | 3 | 5 | | 0 | 0 | 1 | 1 | | 0 | 0 | 0 | 0 |
| | 0% | 1% | 3% | 5% | | 0% | 0% | 1% | 1% | | 0% | 0% | 0% | 0% |
| Smash | P | W | A | M | | P | W | A | M | | P | W | A | M |
| | 1 | 0 | 0 | 0 | | 1 | 0 | 0 | 0 | | | | | |
| | 1% | 0% | 0% | 0% | | 1% | 0% | 0% | 0% | | | | | |




| | | | |
|--------------|---|---|---|
| | 1 | 2 | 3 |
| Maria Camila | 6 | 1 | 1 |
| Oponente | 2 | 6 | 6 |



INICIO




PUNTOS



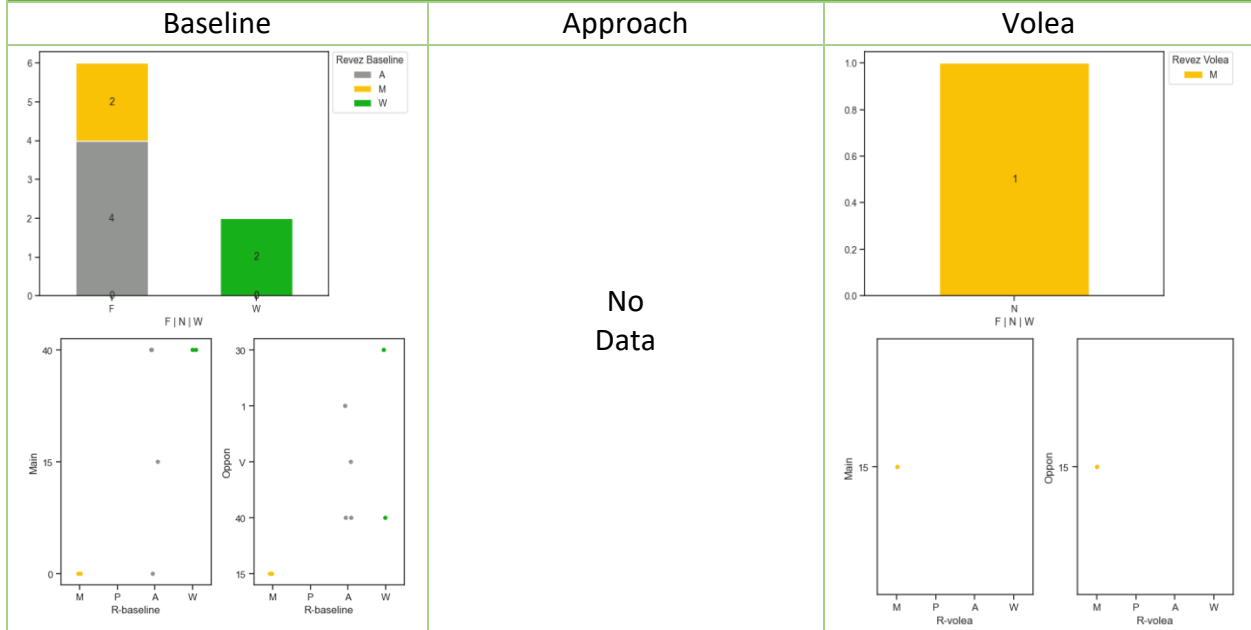
PERFORMANCE DERECHA

| Baseline | Approach | Volea |
|----------|----------------|----------------|
| | <p>No Data</p> | <p>No Data</p> |




| | | | |
|--------------|---|---|---|
| | 1 | 2 | 3 |
| Maria Camila | 6 | 1 | 1 |
| Oponente | 2 | 6 | 6 |

PERFORMANCE REVÉS

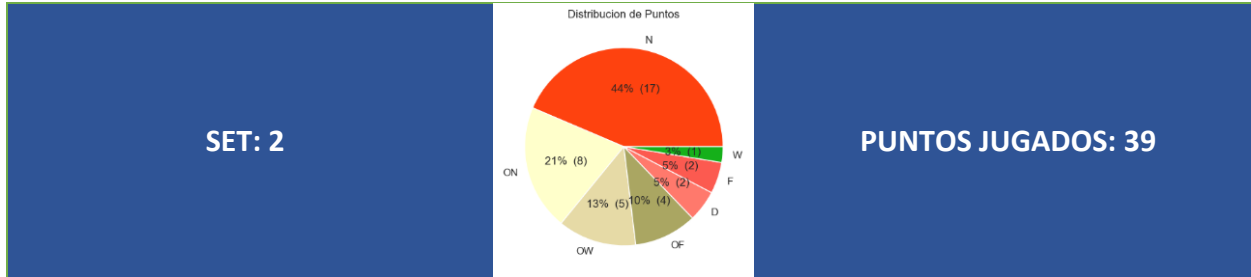


% POR SET

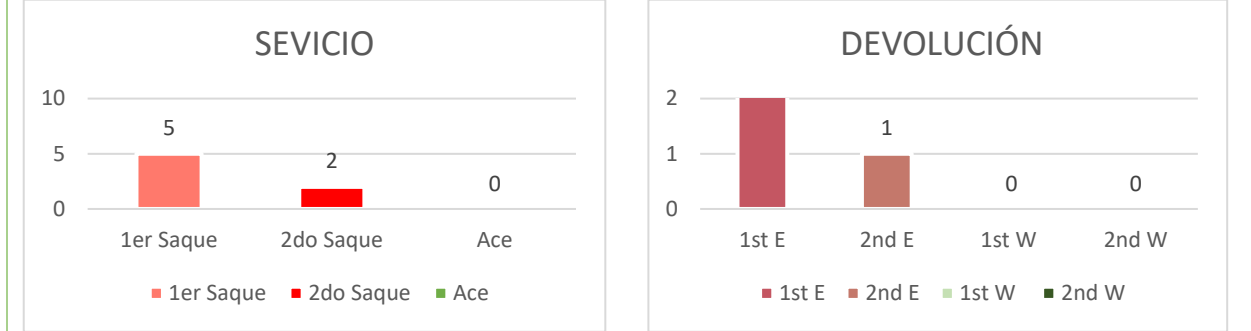
| D-baseline | P | W | A | M | D-approach | P | W | A | M | D-volea | P | W | A | M |
|------------|----|----|----|----|------------|----|----|----|----|---------|----|----|----|----|
| | 4 | 0 | 1 | 3 | | 0 | 2 | 0 | 1 | | 0 | 1 | 0 | 0 |
| | 9% | 0% | 2% | 7% | | 0% | 4% | 0% | 2% | | 0% | 2% | 0% | 0% |
| R-baseline | P | W | A | M | R-approach | P | W | A | M | R-volea | P | W | A | M |
| | 0 | 1 | 3 | 3 | | 0 | 0 | 0 | 1 | | 0 | 0 | 0 | 0 |
| | 0% | 2% | 7% | 7% | | 0% | 0% | 0% | 2% | | 0% | 0% | 0% | 0% |
| Smash | P | W | A | M | | P | W | A | M | | P | W | A | M |
| | 1 | 0 | 0 | 0 | | 1 | 0 | 0 | 0 | | | | | |
| | 2% | 0% | 0% | 0% | | 2% | 0% | 0% | 0% | | | | | |



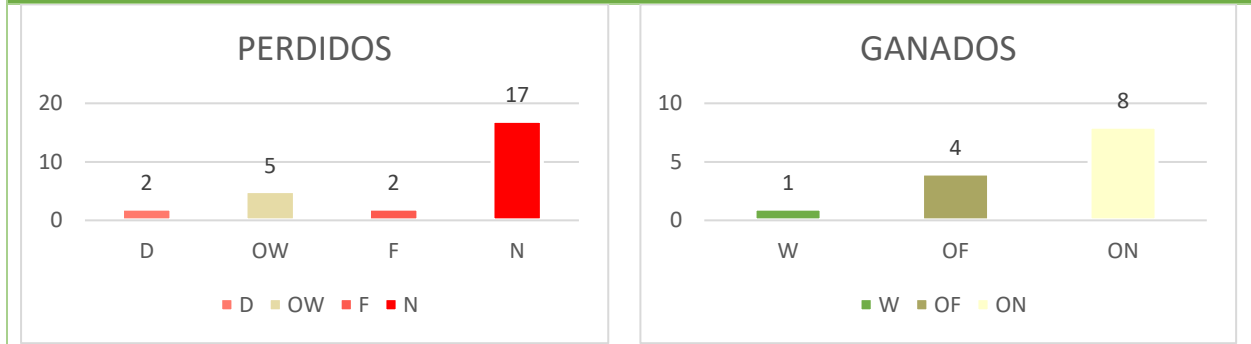
| | | | |
|--------------|---|---|---|
| | 1 | 2 | 3 |
| María Camila | 6 | 1 | 1 |
| Oponente | 2 | 6 | 6 |



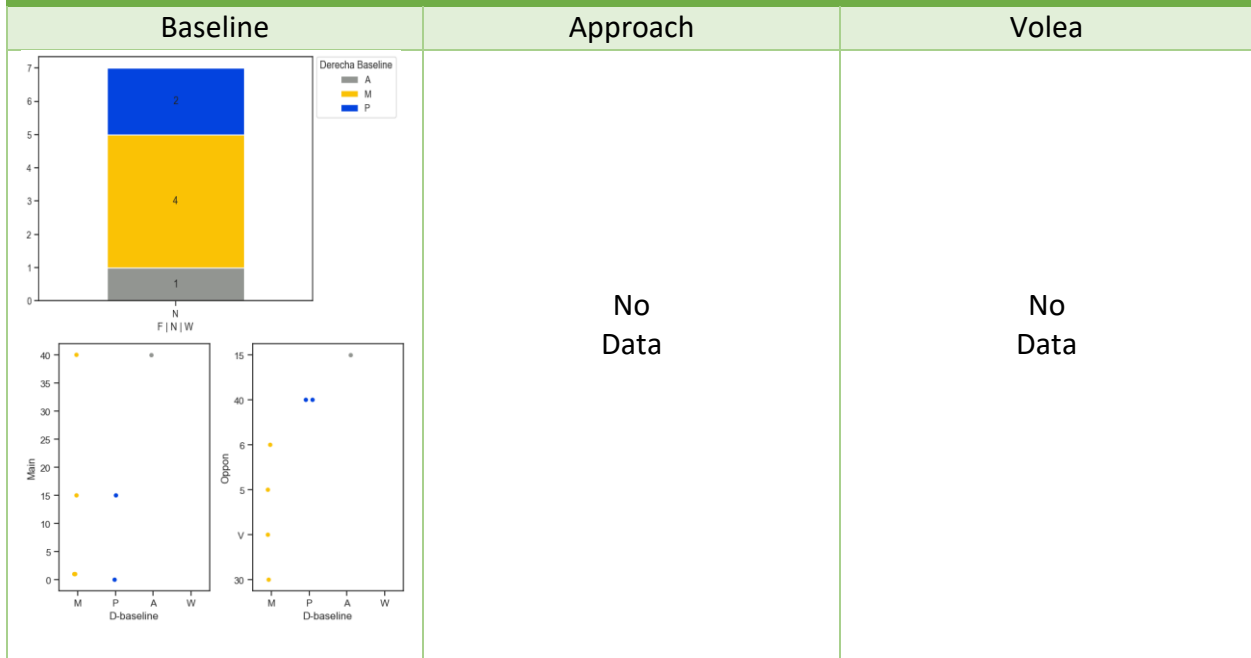
INICIO



PUNTOS

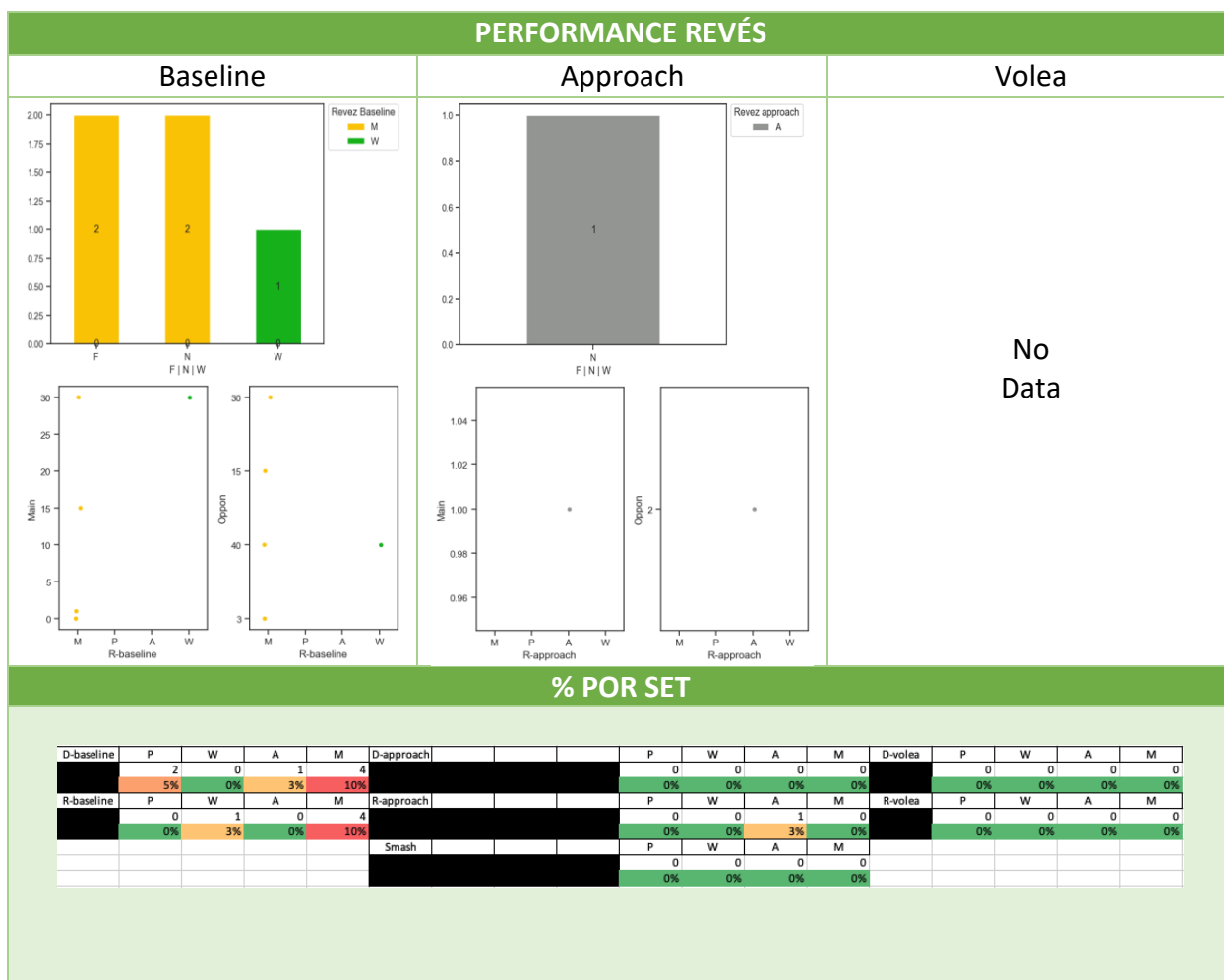



PERFORMANCE DERECHA





| | | | |
|--------------|---|---|---|
| | 1 | 2 | 3 |
| Maria Camila | 6 | 1 | 1 |
| Oponente | 2 | 6 | 6 |





| | | | |
|--------------|---|---|---|
| | 1 | 2 | 3 |
| María Camila | 6 | 1 | 1 |
| Oponente | 2 | 6 | 6 |

SET: 3

PUNTOS JUGADOS: 50

INICIO

SEVICIO

DEVOLUCIÓN

PUNTOS

PERDIDOS

GANADOS

PERFORMANCE DERECHA

| Baseline | Approach | Volea |
|----------|--|-------|
| | <p style="font-size: 24px; color: gray;">No Data</p> | |



| | | | |
|--------------|---|---|---|
| | 1 | 2 | 3 |
| Maria Camila | 6 | 1 | 1 |
| Oponente | 2 | 6 | 6 |

